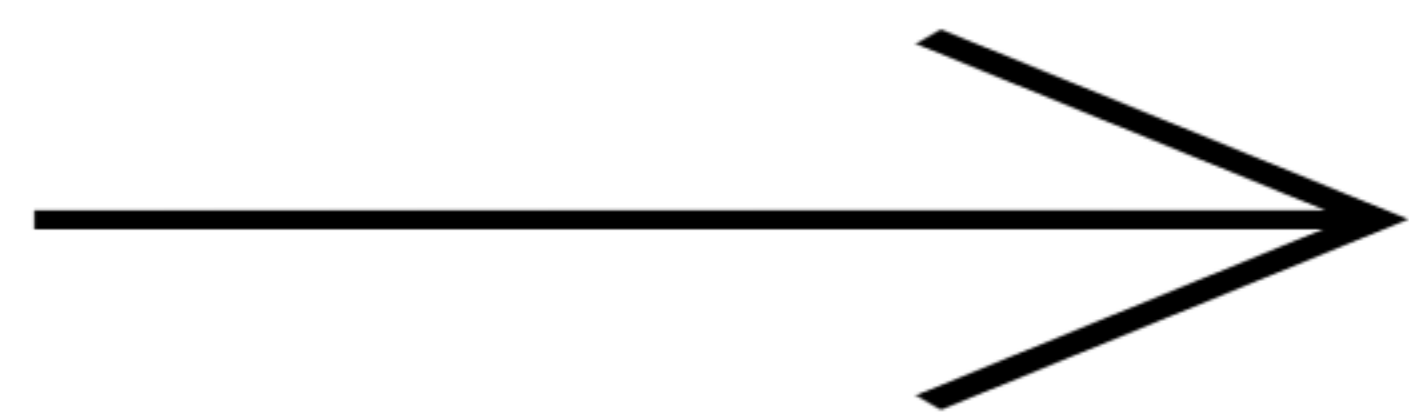



11" x 4-1/4"

Score at 2-3/4"



DSP Layer: 2-1/2" x 4"  
CS Mat: 2-5/8" x 4-1/8"

Score at 5-1/2"



**Note:** Add a gift card pocket here by making the **DSP Layer** 2-1/2" x 3" and adding a thumb notch using a circle punch or die.

DSP Layer: 2-1/2" x 4"  
CS Mat: 2-5/8" x 4-1/8"



Tricia Chuba  
*ButterDish Designs*  
butterdishdesigns.com

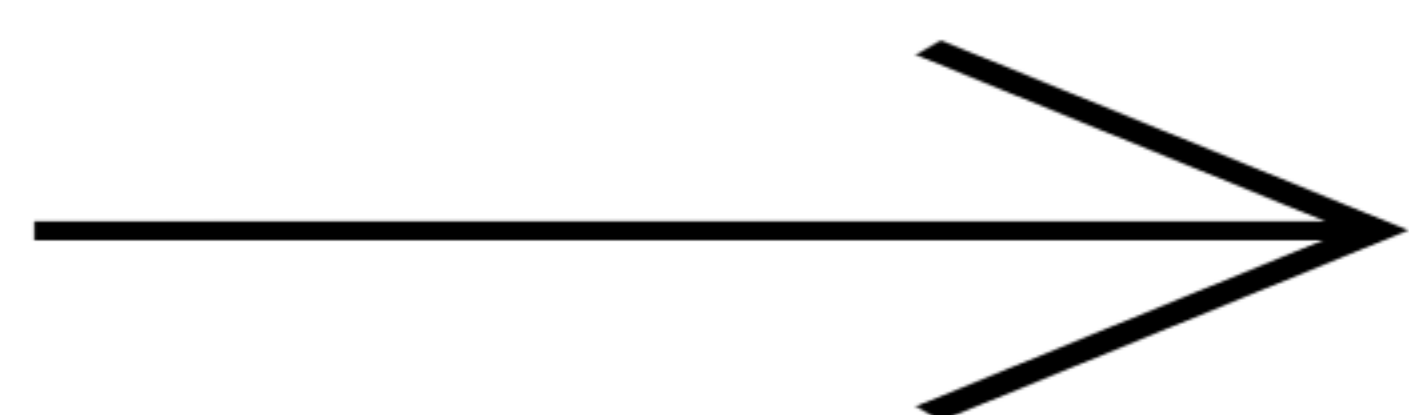
## Double Z Fold Template

DSP Layer: 5-1/4" x 4"  
CS Mat: 5-3/8" x 4-1/8"

DSP = Designer Series Paper  
CS = Cardstock

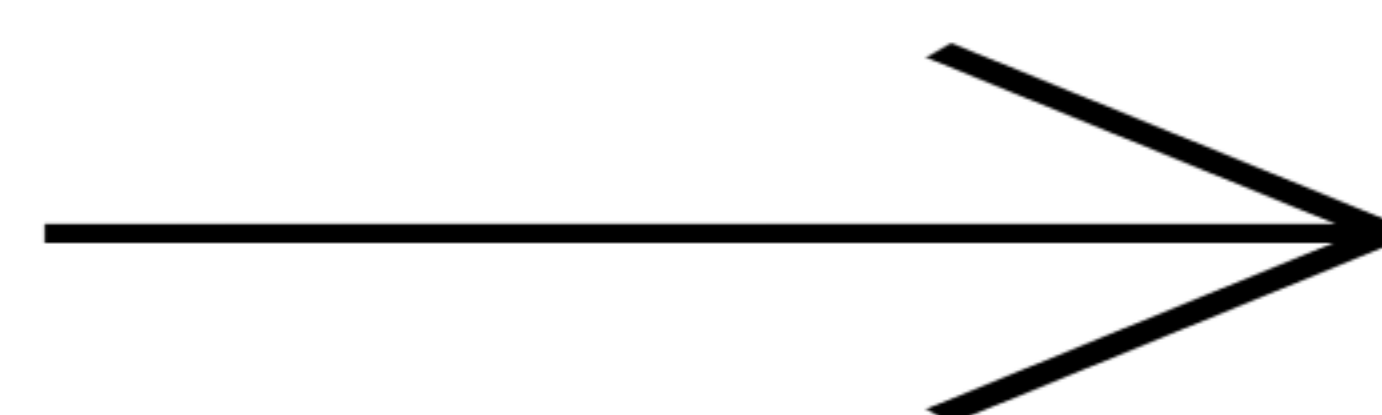
10" x 2-3/4"

Score at 4-3/4"



DSP Layer: 4-1/2" x 2-1/2"  
CS Mat: 4-5/8" x 2-5/8"

Score at 7-1/2"



DSP Layer: 2-1/2" x 2-1/2"  
CS Mat: 2-5/8" x 2-5/8"

**Note:** CS Mat only as this is where you write a message in the card.

CS Mat: 2-3/8" x 2-5/8"